



**ANUKARAN FARMER PRODUCER COMPANY LIMITED**

**BALANCE SHEET AS AT 31st MARCH, 2020**

Particulars	Note	Figures as at the end of current reporting period Rs.
<b>I EQUITY AND LIABILITIES</b>		
<b>(1) Shareholders' funds:</b>		
(a) Share capital	1	5,00,000
(b) Reserve and surplus	2	(2,950)
		<b>4,97,050</b>
<b>(2) Non-current liabilities:</b>		
(a) Long-term borrowings	3	5,000
		<b>5,000</b>
<b>(3) Current Liabilities:</b>		
(a) Trade payables	4	-
(b) Other current liabilities	5	-
		-
		<b>5,02,050</b>
<b>TOTAL EQUITY AND LIABILITIES</b>		
<b>II ASSETS</b>		
<b>(1) Non-current assets:</b>		
(a) Fixed assets	6	-
(i) Tangible assets		-
(ii) Intangible assets		-
		-
<b>(1) Current assets:</b>		
(a) Inventories	7	-
(b) Trade receivables	8	-
(c) Cash and bank balances	9	5,02,050
(d) Other current assets	10	-
		<b>5,02,050</b>
		<b>5,02,050</b>
<b>TOTAL ASSETS</b>		
<b>SIGNIFICANT ACCOUNTING POLICES</b>		
	A	

See accompanying notes to the financial statements.

As per our report attached  
**Ratan Chandak & Co**  
 Chartered Accountants  
 ICAI Firm Reg. No.: 108696W  
 By the hand of


  



**Piyush B. Bajaj**  
 Partner  
 Mem. No. 132600  
 UDIN : 20132600AAAADM8286  
 Place : Aurangabad,  
 Date : 27th Oct, 2020



  
**DIRECTOR**  
 Anukaran Farmer Producer  
 Company Limited Hingoli

For Anukaran Farmer Producer  
 Company Limited

Anukaran Farmer Produce  
 Company Limited Hingoli  
  
**Prakash Vithoba Rajguru**  
 DIRECTOR (Director)  
 DIN No : 08426964

  
**Digambar Kundalik Mankar**  
 (Director)  
 DIN No : 08426967

**ANUKARAN FARMER PRODUCER COMPANY LIMITED**

**PROFIT AND LOSS STATEMENT FOR THE YEAR ENDED 31st MARCH, 2020**

Particulars	Note	Figures for the current reporting period
		Rs.
I Revenue from operations	11	-
II Other income		-
III Total Revenue (I+II)		-
IV Expenses:		
Cost of materials consumed	12	-
Purchases of Stock-in-Trade		-
Changes in inventories of finished goods, work-in-progress and Stock-in-Trade	12	-
Employee benefits expense	13	-
Depreciation and amortisation	6	-
Other expenses	14	2,950
Total Expenses		2,950
V Profit before exceptional and extraordinary item and tax (III-IV)		(2,950)
VI Exceptional item		-
VII Profit before exceptional item and tax (V-VI)		(2,950)
VIII Extraordinary item		-
IX Profit before tax (VIII-VII)		(2,950)
X Tax Expenses:		
Current tax		-
XI Profit after tax (IX - X)		(2,950)
XII Earnings per share Basic and diluted		(0.07)

See accompanying notes to the financial statements.

As per our report attached  
**Ratan Chandak & Co**  
 Chartered Accountants  
 ICAI Firm Reg. No.: 108696W  
 By the hand of

*Plyush B. Bajaj*



**Plyush B. Bajaj**  
 Partner  
 Mem. No. 132600  
 UDIN : 20132600AAAADM8286  
 Place : Aurangabad,  
 Date : 27th Oct, 2020



For Anukaran Farmer Producer Company Limited

Anukaran Farmer Produce Company Limited, Hingoli

*Prakash Vithoba Rajguru*  
**DIRECTOR**, (Director)  
 DIN No : 08426964

*Digambar Kundalik Mankar*  
 (Director)

DIN No : 08426967

**ANUKARAN FARMER PRODUCER COMPANY LIMITED**

YEAR ENDED 31st MARCH, 2020


**NOTES FORMING PART OF THE FINANCIAL STATEMENTS**

	Figures as at the end of current reporting period
<b>Note 1</b>	
<b>SHARE CAPITAL</b>	Rs.
<b>Authorised:</b> 50,000 Equity Shares of ₹ 10/- each	5,00,000
<b>Issued:</b> 50000 Equity Shares of ₹ 10/- each	5,00,000
<b>Subscribed and paid-up:</b>	5,00,000
	5,00,000

List of shareholders having holding more 5% along with number of shares held.

Name of shareholder	No of shares as at 31.03.2020	% Holding
Prakash Vithoba Rajguru	15,000	30.00%
Minakshi Prakash Rajguru	10,000	20.00%
Anusaya Digambar Manakar	5,000	10.00%
Digambar Kundalik Mankar	10,000	20.00%
Govind Marotrao Sontakke	5,000	10.00%
	<b>45,000</b>	<b>90.00%</b>

	Figures as at the end of current reporting period
<b>Note 2</b>	
<b>RESERVES AND SURPLUS</b>	Rs.
<b>I. Balance in profit and loss statement:</b>	
As per last balance sheet	-
Add / (Less): Transferred from:	(2,950)
<b>I. Government Grant:</b>	-
	<b>(2,950)</b>



Anukaran Farmer Producer Company Limited, Hingoli  
**DIRECTOR**  
 Anukaran Farmer Producer Company Limited, Hingoli

**ANUKARAN FARMER PRODUCER COMPANY LIMITED**


**YEAR ENDED 31st MARCH, 2020**

**NOTES FORMING PART OF THE FINANCIAL STATEMENTS**

	Figures as at the end of current reporting period Rs.
<b>Note 3</b>	
<b>LONG TERM BORROWING</b>	
Loan from Director	5,000
	-
	5,000

	Figures as at the end of current reporting period Rs.
<b>Note 4</b>	
<b>TRADE PAYABLES</b>	
Due to other related parties	-
For goods Purchases	-
For Services Received	-
	-

	Figures as at the end of current reporting period Rs.
<b>Note 5</b>	
<b>OTHER CURRENT LIABILITIES</b>	
Advance from Customer	-
Other Payables	-
GST Payable	-
Income Tax Payable	-
	-



**ANUKARAN FARMER PRODUCER COMPANY LIMITED**

YEAR ENDED 31st MARCH, 2020


**NOTES FORMING PART OF THE FINANCIAL STATEMENTS**

<b>Note 7</b>	<b>Figures as at the end of current reporting period</b>
<b>INVENTORIES</b>	<b>Rs.</b>
Finished goods	-
	-
	-

<b>Note 8</b>	<b>Figures as at the end of current reporting period</b>
<b>TRADE RECEIVABLES (Unsecured)</b>	<b>Rs.</b>
<b>Unsecured</b>	
<b>Debts overdue for a period exceeding six months from due date</b>	
Considered good	-
<b>Other debts</b>	
Considered good	
Related parties	-
Others	-
	-

<b>Note 9</b>	<b>Figures as at the end of current reporting period</b>
<b>CASH AND BANK BALANCES</b>	<b>Rs.</b>
<b>Cash and cash equivalents</b>	
<b>Balances with banks</b>	
On current accounts	2,050
	2,050
<b>Cash on hand</b>	5,00,000
	5,02,050

<b>Note 10</b>	<b>Figures as at the end of current reporting period</b>
<b>OTHER CURRENT ASSET</b>	<b>Rs.</b>
<b>Others</b>	
Advance to Supplier	-
	-



Anukaran Farmer Producer Company Limited Hingoli  
 DIRECTOR  
 DIRECTOR

**ANUKARAN FARMER PRODUCER COMPANY LIMITED**

**YEAR ENDED 31st MARCH, 2020**

**NOTES FORMING PART OF THE FINANCIAL STATEMENTS**

<b>Note 11</b>	<b>2019-20</b>
<b>REVENUE FROM OPERATIONS</b>	<b>Rs.</b>
Sale of Services	-
Sale of Product	-
	-
	-

<b>Note 12</b>	<b>2019-20</b>
<b>COST OF MATERIAL CONSUMED</b>	<b>Rs.</b>
Cost of raw materials consumed	-
Changes in inventories of finished goods, work-in-progress	
Closing Stock	
Finished goods	-
Opening Stock	
Finished goods	-
<b>Total changes in inventories of finished goods, work-in-</b>	-
	-
	-



ANUKARAN FARMER PRODUCER COMPANY LIMITED

YEAR ENDED 31st MARCH, 2020

NOTES FORMING PART OF THE FINANCIAL STATEMENTS

**Note 13**

**EMPLOYEE BENEFITS EXPENSES**

Salaries & wages

2019-20

Rs.

-

-

**Note 14**

**OTHER EXPENSES**

Power & Fuel

Miscellaneous expenses

2019-20

Rs.

-

2,950

2,950

**Miscellaneous expenses includes:**

Payments to Auditors

Auditors' remuneration  
Audit Fees

2019-20

₹

-

-

**Other Expenses**

Bank Charges  
Tranning Expenses  
DIC  
Website  
Professional Fees  
Telephone

2019-20

₹

2,950

-

-

-

-

-

-

2,950



Anukaran Farmer Produce  
Company Limited Hingoli

*[Signature]*  
DIRECTOR

*[Signature]*  
DIRECTOR  
Anukaran Farmer Producer  
Company Limited Hingoli

**ANUKARAN FARMER PRODUCER COMPANY LIMITED**


YEAR ENDED 31st MARCH, 2020

**NOTES FORMING PART OF THE FINANCIAL STATEMENTS**

**NOTE 6  
FIXED ASSETS**

ASSETS	Gross block (Cost / Valuation)					Depreciation / Obsolescence / Amortisation		Net block	
	As at 01-04-2019	Additions and adjustment	Deductions and adjustment	As at 31-03-2020	Upto 01-04-2019 For the year	Upto 31-03-2020	As at 31-03-2020	As at 31-03-2018	
<b>(A) Tangible Assets</b>									
Building	-	-	-	-	-	-	-	-	
Computer	-	-	-	-	-	-	-	-	
Land	-	-	-	-	-	-	-	-	
Furniture	-	-	-	-	-	-	-	-	
Machine	-	-	-	-	-	-	-	-	
Tools	-	-	-	-	-	-	-	-	
<b>Total</b>	-	-	-	-	-	-	-	-	

in ₹



*Handwritten signature and date: 31/03/2020*